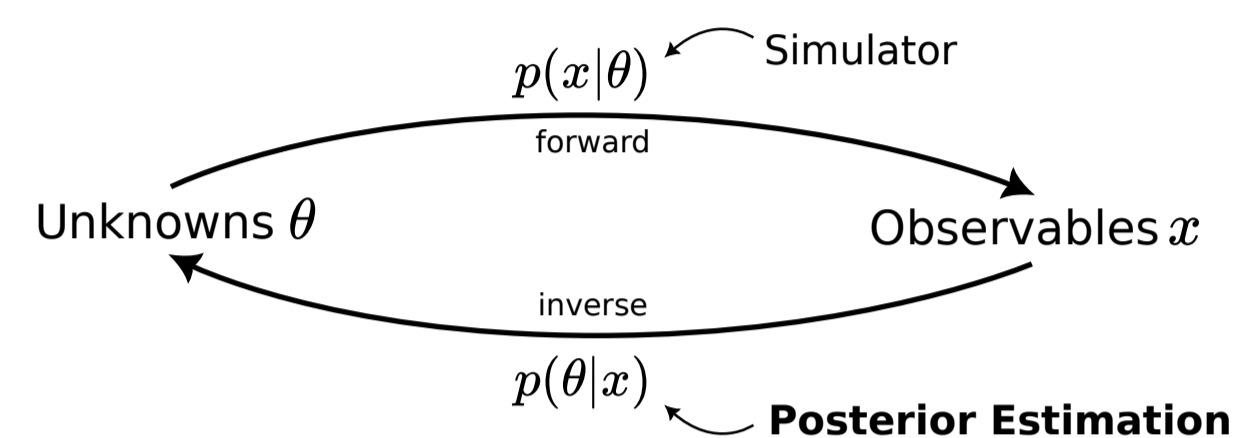


Consistency Models for Scalable and Fast Simulation-Based Inference

Marvin Schmitt
University of Stuttgart, Germany
Valentin Pratz
Heidelberg University & Zuse School ELIZA, Germany
Ullrich Köthe
Heidelberg University, Germany
Paul-Christan Bürkner
TU Dortmund University, Germany
Stefan T. Radev
Rensselaer Polytechnic Institute, United States

Introduction



- **Simulation-based inference (SBI)** allow us to infer the hidden parameters of complex systems by means of simulation.
- The goal of amortized **posterior estimation** is to efficiently approximate the full posterior distribution $p(\theta|x)$ over parameters θ for any observable x .

Motivation

- Multi-step models (e.g., diffusion models, flow matching) are flexible, but slow.
- One-step models (e.g., normalizing flows) are constrained by invertible architectures, but fast.
- Consistency models are both **unconstrained and fast**.

Method

- Explore Consistency Training to train neural posterior estimators from scratch
- Compare four methods: Affine Coupling Flows (ACF), Neural Spline Flows (NSF), Flow Matching Posterior Estimation (FMPE), and Consistency Model Posterior Estimation (CMPE; Ours)

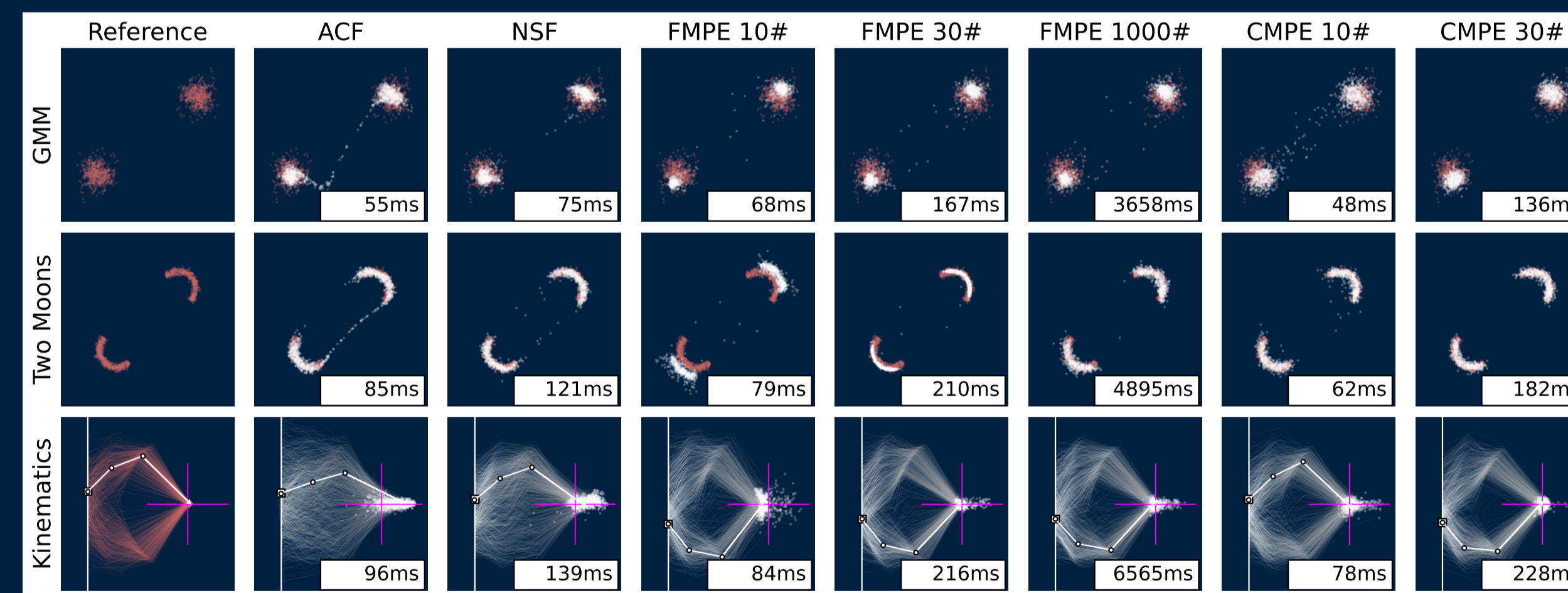
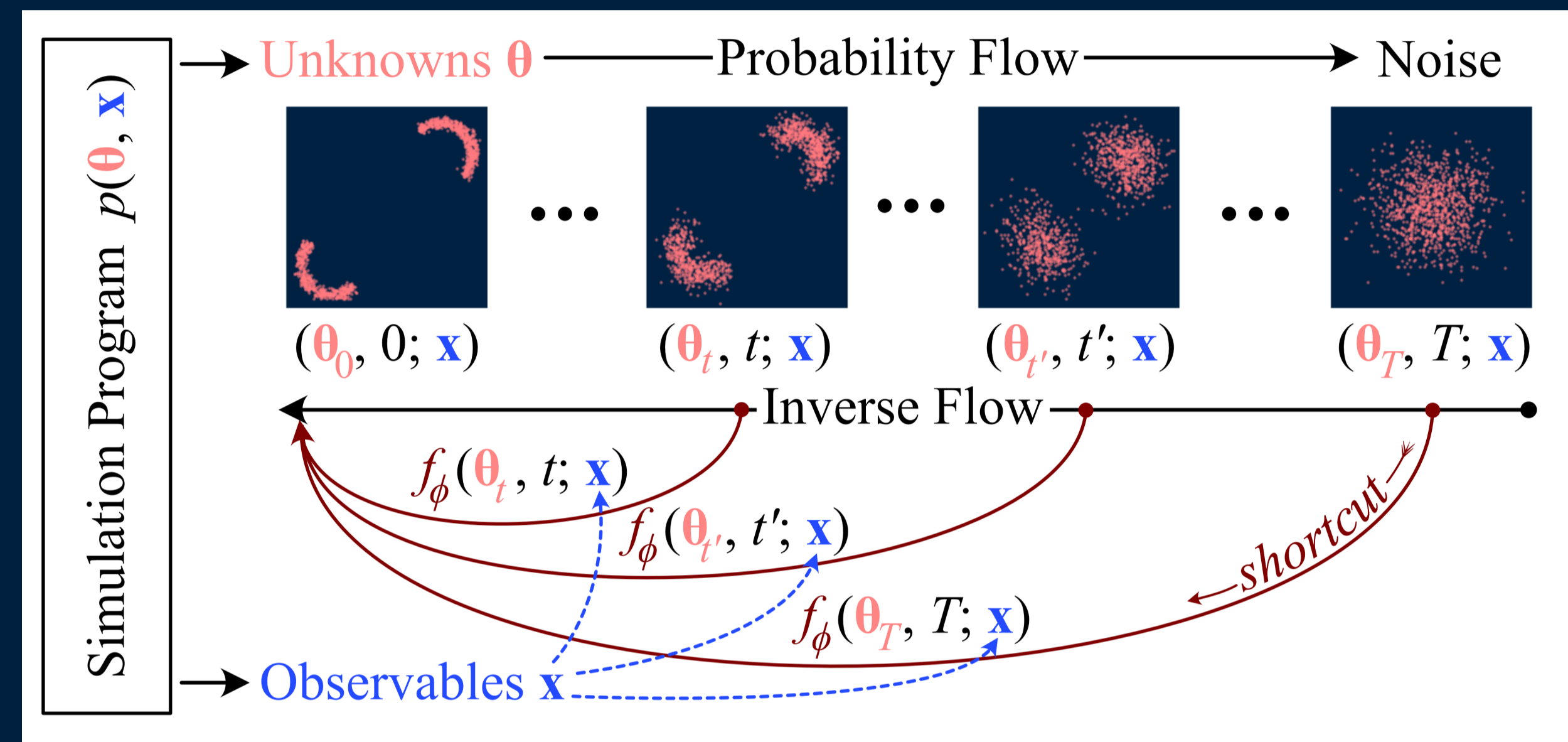
Consistency Function: Ensure that for $t = 0$, function is the identity: $f_\phi(\theta, t; \mathbf{x}) = c_{\text{skip}}(t)\theta + c_{\text{out}}(t)F_\phi(\theta, t; \mathbf{x})$

Optimization Objective:

$$\mathbb{E} \left[\lambda(t_i) \left\| f_\phi(\theta + t_{i+1}\mathbf{z}, t_{i+1}; \mathbf{x}) - \underbrace{f_\phi(\theta + t_i\mathbf{z}, t_i; \mathbf{x})}_{\text{stop_gradient}} \right\| \right],$$

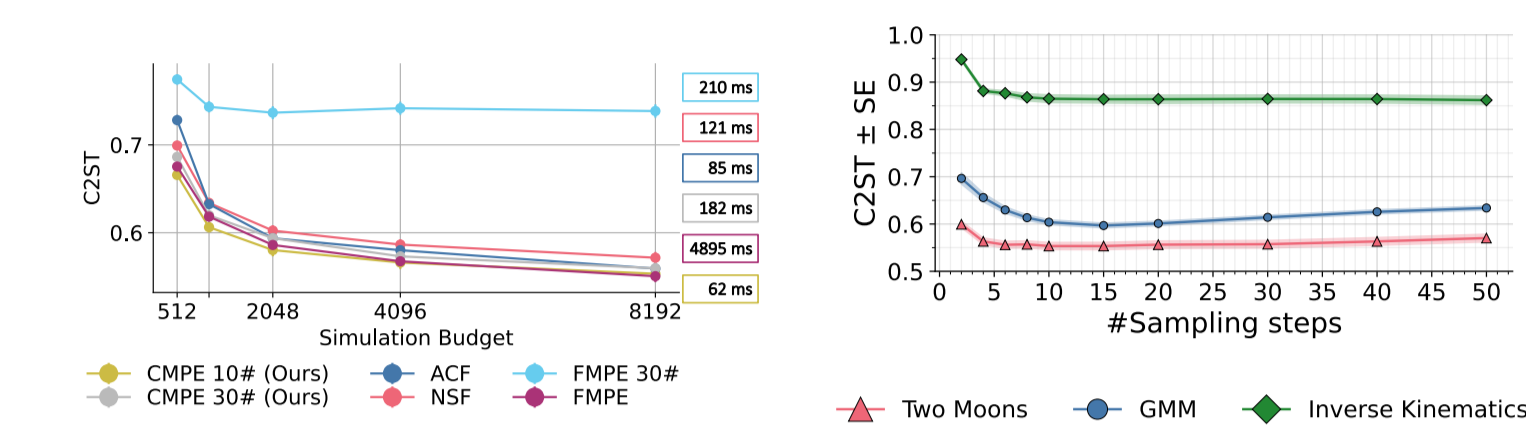
where $\lambda(t)$ is a weighting function and $\mathbf{z} \sim \mathcal{N}(\mathbf{0}, \mathbf{I})$.

Consistency Models Enable Fast Posterior Approximation with Unconstrained Architectures.




Experiments

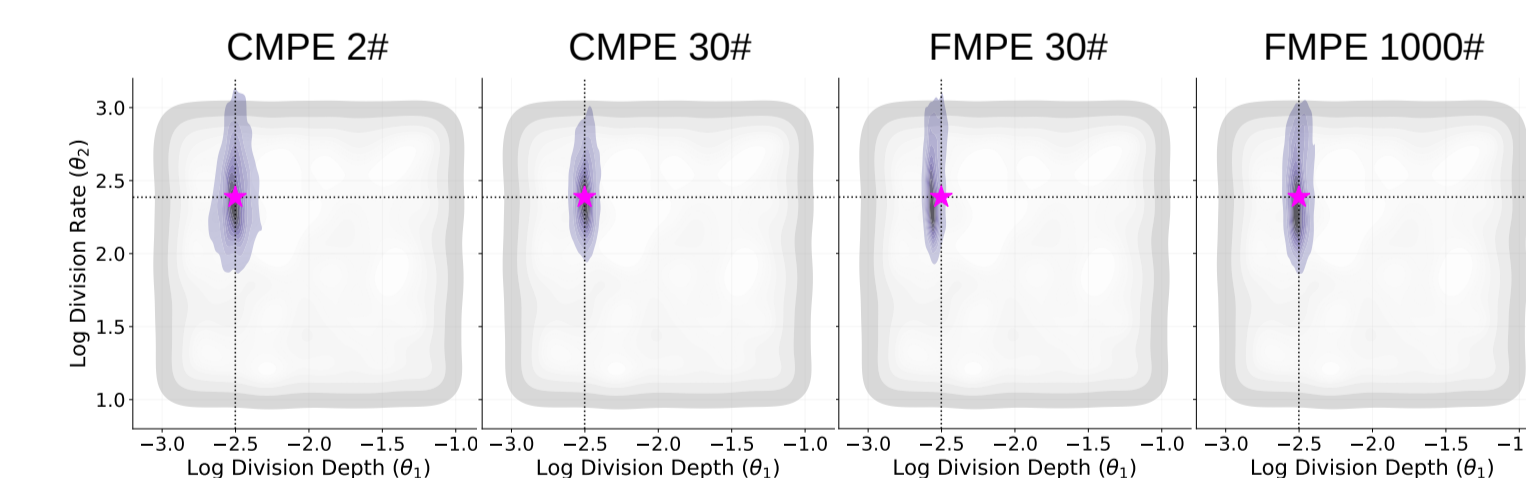
Three low-dimensional benchmarks: The tasks feature multi-modal distributions. See the center figure (bottom) for examples with sampling durations. Below on the left, we provide performance on the two moons benchmark as a function of the training budget for different methods. $K\#$ indicates K sampling steps. For C2ST, lower is better.



Bayesian denoising: Denoising Fashion MNIST shows that CMPE is able to handle higher-dimensional problems as well. For the figure below, we used a U-Net architecture and 60 000 training images.



Tumor spheroid growth: A multi-scale hybrid discrete-continuum model describing the growth of a 2D tumor spheroid. The plot below shows bivariate posteriors for two parameters.



Limitations

- No closed-form likelihood computation possible.
- Non-monotonic relationship between compute and sample quality.
- Slightly increased training time (25%).